



1 First-time Login

Enter the following information on login screen:

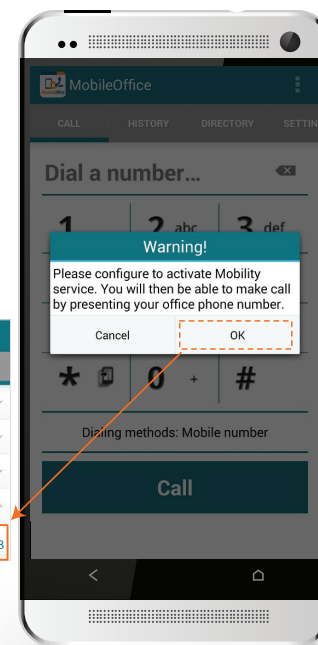
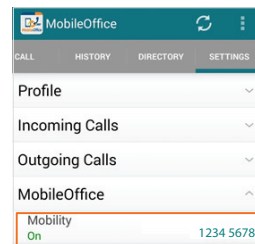
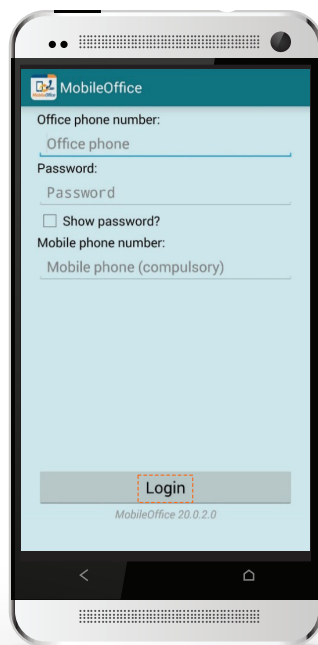
- **Office Phone No:** Your Infinite Voice phone number
- **Password:** Your PPS number (For enhanced security, please change your password via <https://iv.hkbnes.net/user>)
- **Mobile Phone No:** Your Hong Kong mobile phone number **MUST** be entered.

A **data connection** is required for your mobile device to set up call features, access call history, search contacts and set up outbound calls. For phone conversations, only **mobile network (calling minutes)** is required without any data usage.

2 Set up Mobility

Auto configuration

The system will prompt you to configure “**Mobility**” feature automatically once login. Please select “**Configure Mobility**” for feature activation. Once selected, the “**Mobility**” feature will be set “**On**”



Install the App

Scan the QR code to download the app



OR

Search the keyword “**Infinite Voice MobileOffice**” from the Google Play Store on your Android device



Tap “**INSTALL**” and “**ACCEPT**” to install



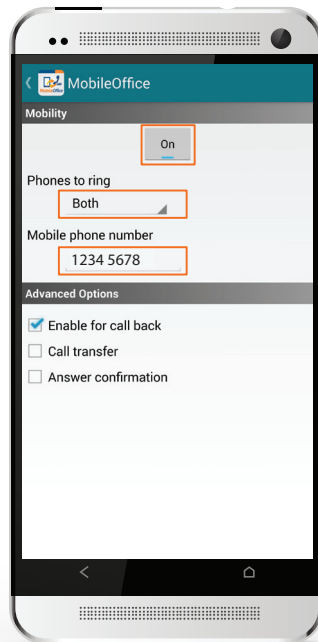
2 Set up Mobility (Cont'd)

Manual configuration

Go to "SETTINGS" and tab "MobileOffice", then "Mobility" button.

Select "Phones to ring" option :

- **Office phone** – ring office phone only if called to your office phone number
- **Mobile phone** – ring mobile phone only if called to your office phone number
- **Both** – ring both office and mobile phones if called to your office phone number (Recommended to select this option)
- Enter your existing mobile phone number
- Turn "Mobility" to "On"

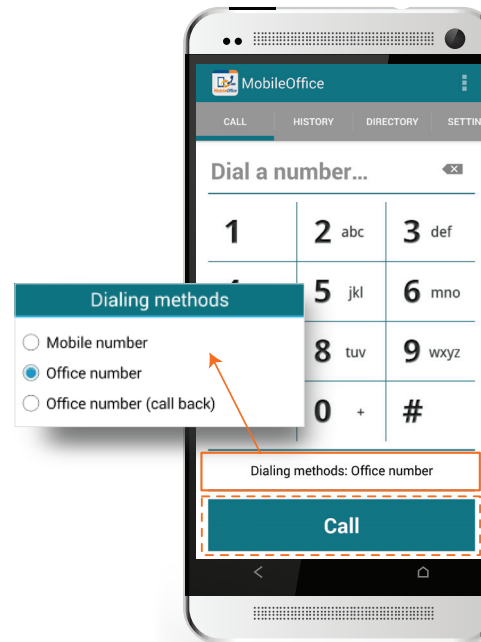


3 Call with your Office Number

On "Call" screen :

- Enter the phone number you wish to call
- Select "Office Number" as dialing method
- Tab **CALL** button
- Your office number will be used as caller number display

You may select different dialing methods on the "Call" screen every time before making the call



4 Listen to Voicemail

On "Call" screen, enter "*28" on the keypad and tab **CALL**. Follow the voice prompt to check voicemail on your office number

Tips

For the app installation, one(1) office number can only match one (1) mobile number.